

January 18, 2016

The Department of Corporate Services
BSE Limited
P J Towers , Dalal Street
Mumbai- 400001

The Listing Department
The National Stock Exchange of India Limited
Exchange Plaza,
Bandra- Kurla Complex
Bandra (East)
Mumbai 400051

Dear Sirs,

Sub: Share holding pattern


In terms of Regulation 31 of Securities and Exchange Board of India (Listing Obligations and Disclosure Requirements) Regulations, 2015 ("Listing Regulations"), we enclose the Shareholding Pattern for the quarter ended December 31, 2015.

Thank you,

Yours faithfully,

For TD POWER SYSTEMS LIMITED


N. Srivatsa
Company Secretary



TD Power Systems Limited

(CIN - L31103KA1999PLC025071)

REGISTERED OFFICE & FACTORY:
27, 28 and 29, KIADB Industrial Area
Dabaspeta, Nelamangala Taluk
Bengaluru Rural District
Bengaluru - 562 111 India

Tel +91 80 229 95700 / 6633 7700

Fax +91 80 7734439 / 2299 5718

Mail tdps@tdps.co.in

www.tdps.co.in


Shareholding Pattern under Regulation 31 of SEBI (Listing Obligations and Disclosure Requirements) Regulations, 2015

| | | |
|---|---|---|
| 1 | Name of Listed Entity: Td Power Systems Limited | |
| 2 | Scrip Code/Name of Scrip/Class of Security: BSE- 533553; NSE-TDPOWERSYS; Class of Security: Equity | |
| 3 | Share Holding Pattern Filed under: Reg. 31(1)(a)/Reg. 31(1)(b)/Reg.31(1)(c) | |
| | a. | If under 31(1)(b) then indicate the report for Quarter ending: 31.12.2015 |
| | b. | If under 31(1)(c) then indicate date of allotment/extinguishment |
| 4 | Declaration: The Listed entity is required to submit the following declaration to the extent of submission of information:- | |


| Particulars | Yes* | No* |
|--|------|-----|
| 1 Whether the Listed Entity has issued any partly paid up shares? | | No |
| 2 Whether the Listed Entity has issued any Convertible Securities or Warrants? | | No |
| 3 Whether the Listed Entity has any shares against which depository receipts are issued? | | No |
| 4 Whether the Listed Entity has any shares in locked-in? | | No |
| 5 Whether any shares held by promoters are pledge or otherwise encumbered? | | No |

* If the Listed Entity selects the option 'No' for the questions above, the columns for the partly paid up shares, Outstanding Convertible Securities/Warrants, depository receipts, locked-in shares, No of shares pledged or otherwise encumbered by promoters, as applicable, shall not be displayed at the time of dissemination on the Stock Exchange website. Also wherever there is 'No' declared by Listed Entity in above table the values will be considered as 'Zero' by default on submission of the format of holding of specified securities.

For TD POWER SYSTEMS LIMITED



**N. Srivatsa
Company Secretary**




TD Power Systems Limited

Table I - Summary Statement holding of specified securities

| Category | Category of shareholder | Number of shareholders | No. of fully paid up equity shares held | No. of Partly paid-up equity shares held | No. of shares underlying Depository Receipts | Total nos. shares held | Shareholding as a % of total no. of shares (calculated as per SCRR, 1957) | Number of Voting Rights held in each class of securities | | | No. of Shares Underlying Outstanding convertible securities (including Warrants) | Shareholding, as a % assuming full conversion of convertible securities (as a percentage of diluted share capital) | Number of Locked in shares | | Number of Shares pledged or otherwise encumbered | | Number of equity shares held in dematerialised form | |
|----------|-------------------------------|------------------------|---|--|--|------------------------|---|--|-------------|----------|--|--|----------------------------|----------|--|---------------|---|--------------------------------|
| | | | | | | | | No of Voting Rights | | | | | Total as a % of (A+B+C) | No. (a) | As a % of total Shares held(b) | No. (a) | | As a % of total Shares held(b) |
| | | | | | | | | Class eg: X | Class eg: y | Total | | | | | | | | |
| (I) | (II) | (III) | (IV) | (V) | (VI) | (VII) = (IV)+(V)+(VI) | (VIII)As a % of (A+B+C2) | (IX) | | | (X) | (XI)= (VII)+(X) As a % of (A+B+C2) | (XII) | | (XIII) | | (XIV) | |
| (A) | Promoter & Promoter Group | 6 | 17965563 | 0 | 0 | 17965563 | 54.0519 | 0 | 0 | 0 | 0.0000 | 0 | 0.0000 | 0 | 0.0000 | 0 | 0.0000 | 17965563 |
| (B) | Public | 5323 | 15272025 | 0 | 0 | 15272025 | 45.9481 | 0 | 0 | 0 | 0.0000 | 0 | 0.0000 | 0 | 0.0000 | 110167 | 0.7213 | 14395753 |
| (C) | Non Promoter - Non Public | | | | | | | 0 | 0 | 0 | 0.0000 | 0 | 0.0000 | | | | | |
| (C1) | Shares Underlying DRs | 0 | 0 | 0 | 0 | 0 | 0.0000 | 0 | 0 | 0 | 0.0000 | 0 | 0.0000 | 0 | 0.0000 | 0 | 0.0000 | 0 |
| (C2) | Shares Held By Employee Trust | 0 | 0 | 0 | 0 | 0 | 0.0000 | 0 | 0 | 0 | 0.0000 | 0 | 0.0000 | 0 | 0.0000 | 0 | 0.0000 | 0 |
| | Total | 5329 | 33237588 | 0 | 0 | 33237588 | 100.0000 | 0 | 0 | 0 | 0.0000 | 0 | 0.0000 | 0 | 0.0000 | 110167 | 0.3314 | 32361316 |

For TD POWER SYSTEMS LIMITED


 N. Srivatsa
 Company Secretary



TD Power Systems Limited

Table II- Statement showing shareholding pattern of the Promoter and Promoter Group

| Category | Category & Name of shareholders | PAN | Nos. of shareholders | No. of fully paid up equity shares held | No. of Partly paid-up equity shares held | No. of shares underlying Depository Receipts | Total nos. shares held | Shareholding as a % of total no. of shares (calculated as per SCRR, 1957) | Number of Voting Rights held in each class of securities | | | No. of Shares Underlying Outstanding convertible securities (including Warrants) | Shareholding as a % assuming full conversion of convertible securities (as a percentage of diluted share capital) | Number of Locked in shares | | Number of Shares pledged or otherwise encumbered | | Number of equity shares held in dematerialised form | |
|----------|--|------------|----------------------|---|--|--|------------------------|---|--|-------------|-------|--|---|----------------------------|--------------------------------|--|--------------------------------|---|-------------------------------------|
| | | | | | | | | | No of Voting Rights | | | | | No. (a) | As a % of total Shares held(b) | No. (a) | As a % of total Shares held(b) | | |
| | | | | | | | | | Class eg: X | Class eg: Y | Total | | | | | | | | total as a % of total voting rights |
| | (i) | (ii) | (iii) | (iv) | (v) | (vi) | (VII) = (IV)+(V)+(VI) | (VIII) As a % of (A+B+C2) | (IX) | | | (X) | (XI) = (VII)+(X) As a % of (A+B+C2) | (XII) | (XIII) | (XIV) | | | |
| 1 | Indian | | | | | | | | | | | | | | | | | | |
| (a) | Individuals / Hindu Undivided Family | | 2 | 6485524 | 0 | 0 | 6485524 | 19.5126 | 0 | 0 | 0 | 0.0000 | 0 | 0.0000 | 0 | 0.0000 | 0 | 0.0000 | 6485524 |
| | Nikhil Kumar | ACIPK5127G | 1 | 4638664 | 0 | 0 | 4638664 | 13.9561 | 0 | 0 | 0 | 0.0000 | 0 | 0.0000 | 0 | 0.0000 | 0 | 0.0000 | 4638664 |
| | Mohib N. Khericha | AGMPK8152H | 1 | 1846860 | 0 | 0 | 1846860 | 5.5565 | 0 | 0 | 0 | 0.0000 | 0 | 0.0000 | 0 | 0.0000 | 0 | 0.0000 | 1846860 |
| (b) | Central Government / State Government(s) | | 0 | 0 | 0 | 0 | 0 | 0.0000 | 0 | 0 | 0 | 0.0000 | 0 | 0.0000 | 0 | 0.0000 | 0 | 0.0000 | 0 |
| (c) | Financial Institutions / Banks | | 0 | 0 | 0 | 0 | 0 | 0.0000 | 0 | 0 | 0 | 0.0000 | 0 | 0.0000 | 0 | 0.0000 | 0 | 0.0000 | 0 |
| (d) | Any Other (Specify) | | 3 | 8244785 | 0 | 0 | 8244785 | 24.8056 | 0 | 0 | 0 | 0.0000 | 0 | 0.0000 | 0 | 0.0000 | 0 | 0.0000 | 8244785 |
| | Bodies Corporate | | 1 | 5026433 | 0 | 0 | 5026433 | 15.1227 | 0 | 0 | 0 | 0.0000 | 0 | 0.0000 | 0 | 0.0000 | 0 | 0.0000 | 5026433 |
| | Saphire Finman Services LLP | ACSFS1690L | 1 | 5026433 | 0 | 0 | 5026433 | 15.1227 | 0 | 0 | 0 | 0.0000 | 0 | 0.0000 | 0 | 0.0000 | 0 | 0.0000 | 5026433 |
| | Promoter Group | | 2 | 3218352 | 0 | 0 | 3218352 | 9.6829 | 0 | 0 | 0 | 0.0000 | 0 | 0.0000 | 0 | 0.0000 | 0 | 0.0000 | 3218352 |
| | Sofia Mohib Khericha | AGTPK3860H | 1 | 2084100 | 0 | 0 | 2084100 | 6.2703 | 0 | 0 | 0 | 0.0000 | 0 | 0.0000 | 0 | 0.0000 | 0 | 0.0000 | 2084100 |
| | Chartered Capital & Investment Ltd. | AAACC5247L | 1 | 1134252 | 0 | 0 | 1134252 | 3.4126 | 0 | 0 | 0 | 0.0000 | 0 | 0.0000 | 0 | 0.0000 | 0 | 0.0000 | 1134252 |
| | Sub Total (A)(1) | | 5 | 14730309 | 0 | 0 | 14730309 | 44.3182 | 0 | 0 | 0 | 0.0000 | 0 | 0.0000 | 0 | 0.0000 | 0 | 0.0000 | 14730309 |
| 2 | Foreign | | | | | | | | | | | | | | | | | | |
| (a) | Individuals (Non-Resident Individuals / Foreign Individuals) | | 1 | 3235254 | 0 | 0 | 3235254 | 9.7337 | 0 | 0 | 0 | 0.0000 | 0 | 0.0000 | 0 | 0.0000 | 0 | 0.0000 | 3235254 |
| | Hitoshi Matsuo | AHSPM4165B | 1 | 3235254 | 0 | 0 | 3235254 | 9.7337 | 0 | 0 | 0 | 0.0000 | 0 | 0.0000 | 0 | 0.0000 | 0 | 0.0000 | 3235254 |
| (b) | Government | | 0 | 0 | 0 | 0 | 0 | 0.0000 | 0 | 0 | 0 | 0.0000 | 0 | 0.0000 | 0 | 0.0000 | 0 | 0.0000 | 0 |
| (c) | Institutions | | 0 | 0 | 0 | 0 | 0 | 0.0000 | 0 | 0 | 0 | 0.0000 | 0 | 0.0000 | 0 | 0.0000 | 0 | 0.0000 | 0 |
| (d) | Foreign Portfolio Investor | | 0 | 0 | 0 | 0 | 0 | 0.0000 | 0 | 0 | 0 | 0.0000 | 0 | 0.0000 | 0 | 0.0000 | 0 | 0.0000 | 0 |
| (e) | Any Other (Specify) | | 0 | 0 | 0 | 0 | 0 | 0.0000 | 0 | 0 | 0 | 0.0000 | 0 | 0.0000 | 0 | 0.0000 | 0 | 0.0000 | 0 |
| | Sub Total (A)(2) | | 1 | 3235254 | 0 | 0 | 3235254 | 9.7337 | 0 | 0 | 0 | 0.0000 | 0 | 0.0000 | 0 | 0.0000 | 0 | 0.0000 | 3235254 |
| | Total Shareholding Of Promoter And Promoter Group (A)= (A)(1)+(A)(2) | | 6 | 17965563 | 0 | 0 | 17965563 | 54.0519 | 0 | 0 | 0 | 0.0000 | 0 | 0.0000 | 0 | 0.0000 | 0 | 0.0000 | 17965563 |

Details of Shares which remain unclaimed may be given hear along with details such as number of shareholders, outstanding shares held in demat/unclaimed suspense account, voting rights which are frozen etc.


Note:

(1) PAN would not be displayed on website of Stock Exchange(s)

(2) The term 'Encumbrance' has the same meaning as assigned under regulation 28(3) of SEBI (Substantial Acquisition of Shares and Takeovers) Regulations, 2011.

For TD POWER SYSTEMS LIMITED


N. Srivatsa
N. Srivatsa
Company Secretary



TD Power Systems Limited

Table III - Statement showing shareholding pattern of the Public shareholder

| Category | Category & Name of shareholders | PAN | Nos. of shareholders | No. of fully paid up equity shares held | No. of Partly paid-up equity shares held | No. of shares underlying Depository Receipts | Total nos. shares held | Shareholding as a % of total no. of shares (calculated as per SCRR, 1957) | Number of Voting Rights held in each class of securities | | | No. of Shares Underlying Outstanding convertible securities (Including Warrants) | Shareholding, as a % assuming full conversion of convertible securities (as a percentage of diluted share capital) | Number of Locked in shares | | Number of Shares pledged or otherwise encumbered | | Number of equity shares held in dematerialised form | |
|----------|---|------------|----------------------|---|--|--|------------------------|---|--|-------------|-------|--|--|----------------------------|--------------------------------|--|--------------------------------|---|----------|
| | | | | | | | | | No of Voting Rights | | | | | No. (a) | As a % of total Shares held(b) | No. (a) | As a % of total Shares held(b) | | |
| | | | | | | | | | Class eg: X | Class eg: y | Total | | | | | | | | |
| | (I) | (II) | (III) | (IV) | (V) | (VI) | (VII) = (IV)+(V)+(VI) | (VIII) As a % of (A+B+C2) | (IX) | | | (X) | (XI) = (VII)+(X) As a % of (A+B+C2) | (XII) | | (XIII) | | (XIV) | |
| 1 | Institutions | | | | | | | | | | | | | | | | | | |
| (a) | Mutual Fund | | 24 | 6887664 | 0 | 0 | 6887664 | 20.7225 | 0 | 0 | 0 | 0.0000 | 0 | 0.0000 | 0 | 0.0000 | 0 | 0.0000 | 6887664 |
| | Idfc Sterling Equity Fund | AAETS9556K | | 1350000 | 0 | 0 | 1350000 | 4.0617 | 0 | 0 | 0 | 0.0000 | 0 | 0.0000 | 0 | 0.0000 | 0 | 0.0000 | 1350000 |
| | Sundaram Mutual Fund A/C Sundaram Smile Fund | AAATS2554B | | 1135848 | 0 | 0 | 1135848 | 3.4174 | 0 | 0 | 0 | 0.0000 | 0 | 0.0000 | 0 | 0.0000 | 0 | 0.0000 | 1135848 |
| | Reliance Capital Trustee Co. Ltd- A/C Reliancesmall Cap Fund | AAATR0090B | | 643704 | 0 | 0 | 643704 | 1.9367 | 0 | 0 | 0 | 0.0000 | 0 | 0.0000 | 0 | 0.0000 | 0 | 0.0000 | 643704 |
| | L And T Mutual Fund Trustee Ltd- L And T Equity Fund | AAATC4460E | | 592768 | 0 | 0 | 592768 | 1.7834 | 0 | 0 | 0 | 0.0000 | 0 | 0.0000 | 0 | 0.0000 | 0 | 0.0000 | 592768 |
| | Idfc Tax Advantage (Els) Fund | AAETS9556K | | 509491 | 0 | 0 | 509491 | 1.5329 | 0 | 0 | 0 | 0.0000 | 0 | 0.0000 | 0 | 0.0000 | 0 | 0.0000 | 509491 |
| | Icici Prudential Infrastructure Fund | AAAAI0038F | | 500000 | 0 | 0 | 500000 | 1.5043 | 0 | 0 | 0 | 0.0000 | 0 | 0.0000 | 0 | 0.0000 | 0 | 0.0000 | 500000 |
| (b) | Venture Capital Funds | | 0 | 0 | 0 | 0 | 0 | 0.0000 | 0 | 0 | 0 | 0.0000 | 0 | 0.0000 | 0 | 0.0000 | 0 | 0.0000 | 0 |
| (c) | Alternate Investment Funds | | 0 | 0 | 0 | 0 | 0 | 0.0000 | 0 | 0 | 0 | 0.0000 | 0 | 0.0000 | 0 | 0.0000 | 0 | 0.0000 | 0 |
| (d) | Foreign Venture Capital Investors | | 0 | 0 | 0 | 0 | 0 | 0.0000 | 0 | 0 | 0 | 0.0000 | 0 | 0.0000 | 0 | 0.0000 | 0 | 0.0000 | 0 |
| (e) | Foreign Portfolio Investor | | 1 | 199 | 0 | 0 | 199 | 0.0006 | 0 | 0 | 0 | 0.0000 | 0 | 0.0000 | 0 | 0.0000 | 0 | 0.0000 | 199 |
| (f) | Financial Institutions / Banks | | 2 | 5397 | 0 | 0 | 5397 | 0.0162 | 0 | 0 | 0 | 0.0000 | 0 | 0.0000 | 0 | 0.0000 | 901 | 16.6945 | 5397 |
| (g) | Insurance Companies | | 0 | 0 | 0 | 0 | 0 | -0.0000 | 0 | 0 | 0 | 0.0000 | 0 | 0.0000 | 0 | 0.0000 | 0 | 0.0000 | 0 |
| (h) | Provident Funds/ Pension Funds | | 0 | 0 | 0 | 0 | 0 | 0.0000 | 0 | 0 | 0 | 0.0000 | 0 | 0.0000 | 0 | 0.0000 | 0 | 0.0000 | 0 |
| (i) | Any Other (Specify) | | 12 | 3798760 | 0 | 0 | 3798760 | 11.4291 | 0 | 0 | 0 | 0.0000 | 0 | 0.0000 | 0 | 0.0000 | 0 | 0.0000 | 3798760 |
| | Foreign Institutional Investors | | 12 | 3798760 | 0 | 0 | 3798760 | 11.4291 | 0 | 0 | 0 | 0.0000 | 0 | 0.0000 | 0 | 0.0000 | 0 | 0.0000 | 3798760 |
| | Smallcap World Fund, Inc | AABCS3581L | | 1009087 | 0 | 0 | 1009087 | 3.0360 | 0 | 0 | 0 | 0.0000 | 0 | 0.0000 | 0 | 0.0000 | 0 | 0.0000 | 1009087 |
| | Baring India Private Equity Fund Iii Listed Investments Limited | AADC84636P | | 805778 | 0 | 0 | 805778 | 2.4243 | 0 | 0 | 0 | 0.0000 | 0 | 0.0000 | 0 | 0.0000 | 0 | 0.0000 | 805778 |
| | Ontario Teachers' Pension Plan Board Managed By Arohi Asset Management Pte Ltd-Np9q | AAACO7133R | | 773850 | 0 | 0 | 773850 | 2.3282 | 0 | 0 | 0 | 0.0000 | 0 | 0.0000 | 0 | 0.0000 | 0 | 0.0000 | 773850 |
| | Arohi Asset Management Pte Ltd. A/C Arohi Emerging Asia Master Fund | AAHCA2305C | | 571807 | 0 | 0 | 571807 | 1.7204 | 0 | 0 | 0 | 0.0000 | 0 | 0.0000 | 0 | 0.0000 | 0 | 0.0000 | 571807 |
| | Sub Total (B)(1) | | 39 | 10692020 | 0 | 0 | 10692020 | 32.1685 | 0 | 0 | 0 | 0.0000 | 0 | 0.0000 | 0 | 0.0000 | 901 | 0.0084 | 10692020 |
| 2 | Central Government/ State Government(s)/ President of India | | | | | | | | | | | | | | | | | | |
| | Sub Total (B)(2) | | 0 | 0 | 0 | 0 | 0 | 0.0000 | 0 | 0 | 0 | 0.0000 | 0 | 0.0000 | 0 | 0.0000 | 0 | 0.0000 | 0 |



| | | | | | | | | | | | | | | | | | | | |
|-----|---|------|------------|---|---|----------|---------|--------|---|---|--------|--------|--------|--------|--------|--------|---------|----------|---|
| 3 | Non-Institutions | | | | | | | | | | | | | | | | | | |
| (a) | Individuals | | | 0 | 0 | 0 | 0 | 0.0000 | 0 | 0 | 0 | 0.0000 | 0 | 0.0000 | 0 | 0.0000 | 0 | 0.0000 | 0 |
| | i. Individual shareholders holding nominal share capital up to Rs. 2 lakhs. | 4660 | 1284951 | 0 | 0 | 1284951 | 3.8660 | 0 | 0 | 0 | 0.0000 | 0 | 0.0000 | 0 | 0.0000 | 7151 | 0.5565 | 1284949 | 0 |
| | ii. Individual shareholders holding nominal share capital in excess of Rs. 2 lakhs. | 9 | 699973 | 0 | 0 | 699973 | 2.1060 | 0 | 0 | 0 | 0.0000 | 0 | 0.0000 | 0 | 0.0000 | 30864 | 4.4093 | 699973 | 0 |
| (b) | NBFCs registered with RBI | 0 | 0 | 0 | 0 | 0 | 0.0000 | 0 | 0 | 0 | 0.0000 | 0 | 0.0000 | 0 | 0.0000 | 0 | 0.0000 | 0 | 0 |
| (c) | Employee Trusts | 0 | 0 | 0 | 0 | 0 | 0.0000 | 0 | 0 | 0 | 0.0000 | 0 | 0.0000 | 0 | 0.0000 | 0 | 0.0000 | 0 | 0 |
| (d) | Overseas Depositories(holding DRs) (balancing figure) | 0 | 0 | 0 | 0 | 0 | 0.0000 | 0 | 0 | 0 | 0.0000 | 0 | 0.0000 | 0 | 0.0000 | 0 | 0.0000 | 0 | 0 |
| (e) | Any Other (Specify) | 615 | 2595081 | 0 | 0 | 2595081 | 7.8077 | 0 | 0 | 0 | 0.0000 | 0 | 0.0000 | 0 | 0.0000 | 71251 | 2.7456 | 1718811 | 0 |
| | Trusts | 1 | 2000 | 0 | 0 | 2000 | 0.0060 | 0 | 0 | 0 | 0.0000 | 0 | 0.0000 | 0 | 0.0000 | 0 | 0.0000 | 2000 | 0 |
| | Hindu Undivided Family | 181 | 60480 | 0 | 0 | 60480 | 0.1820 | 0 | 0 | 0 | 0.0000 | 0 | 0.0000 | 0 | 0.0000 | 0 | 0.0000 | 60480 | 0 |
| | Foreign Companies | 1 | 876270 | 0 | 0 | 876270 | 2.6364 | 0 | 0 | 0 | 0.0000 | 0 | 0.0000 | 0 | 0.0000 | 0 | 0.0000 | 0 | 0 |
| | Toyo Denki Seizo Kk | | 876270 | 0 | 0 | 876270 | 2.6364 | 0 | 0 | 0 | 0.0000 | 0 | 0.0000 | 0 | 0.0000 | 0 | 0.0000 | 0 | 0 |
| | Non Resident Indians (Non Repat) | 21 | 14514 | 0 | 0 | 14514 | 0.0437 | 0 | 0 | 0 | 0.0000 | 0 | 0.0000 | 0 | 0.0000 | 0 | 0.0000 | 14514 | 0 |
| | Non Resident Indians (Repat) | 73 | 56782 | 0 | 0 | 56782 | 0.1708 | 0 | 0 | 0 | 0.0000 | 0 | 0.0000 | 0 | 0.0000 | 0 | 0.0000 | 56782 | 0 |
| | Individuals / Hindu Undivided Family | 0 | 0 | 0 | 0 | 0 | 0.0000 | 0 | 0 | 0 | 0.0000 | 0 | 0.0000 | 0 | 0.0000 | 0 | 0.0000 | 0 | 0 |
| | Clearing Member | 123 | 74270 | 0 | 0 | 74270 | 0.2235 | 0 | 0 | 0 | 0.0000 | 0 | 0.0000 | 0 | 0.0000 | 24700 | 33.2570 | 74270 | 0 |
| | Bodies Corporate | 215 | 1510765 | 0 | 0 | 1510765 | 4.5454 | 0 | 0 | 0 | 0.0000 | 0 | 0.0000 | 0 | 0.0000 | 46551 | 3.0813 | 1510765 | 0 |
| | India Value Fund Iv | | AAAT17526H | 0 | 0 | 1218971 | 3.6674 | 0 | 0 | 0 | 0.0000 | 0 | 0.0000 | 0 | 0.0000 | 0 | 0.0000 | 1218971 | 0 |
| | Sub Total (B)(3) | 5284 | 4580005 | 0 | 0 | 4580005 | 13.7796 | 0 | 0 | 0 | 0.0000 | 0 | 0.0000 | 0 | 0.0000 | 109266 | 2.3857 | 3703733 | 0 |
| | Total Public Shareholding (B)= (B)(1)+(B)(2)+(B)(3) | 5323 | 15272025 | 0 | 0 | 15272025 | 45.9481 | 0 | 0 | 0 | 0.0000 | 0 | 0.0000 | 0 | 0.0000 | 110167 | 0.7214 | 14395753 | 0 |


Details of the shareholders acting as persons in Concert including their Shareholding (No. and %):

Details of Shares which remain unclaimed may be given here along with details such as number of shareholders, outstanding shares held in demat/unclaimed suspense account, voting rights which are frozen etc.

- Note:
- (1) PAN would not be displayed on website of Stock Exchange(s).
 - (2) The above format needs to be disclosed along with the name of following persons: Institutions/Non Institutions holding more than 1% of total number of shares: Kindly refer Annexure - I
 - (3) W.r.t. the information pertaining to Depository Receipts, the same may be disclosed in the respective columns to the extent information available and the balance to be disclosed as held by custodian.

For TD POWER SYSTEMS LIMITED


N. Srivatsa
Company Secretary



TD Power Systems Limited

Table IV - Statement showing shareholding pattern of the Non Promoter- Non Public shareholder

| Category | Category & Name of shareholders | PAN | Nos. of shareholders | No. of fully paid up equity shares held | No. of Partly paid-up equity shares held | No. of shares underlying Depository Receipts | Total nos. shares held | Shareholding as a % of total no. of shares (calculated as per SCRR, 1957) | Number of Voting Rights held in each class of securities | | | No. of Shares Underlying Outstanding convertible securities (including Warrants) | Shareholding, as a % assuming full conversion of convertible securities (as a percentage of diluted share capital) | Number of Locked in shares | | Number of Shares pledged or otherwise encumbered | | Number of equity shares held in dematerialised form | |
|----------|--|------|----------------------|---|--|--|------------------------|---|--|-------------|-------|--|--|-------------------------------|---------|--|---------|---|--------------------------------|
| | | | | | | | | | No of Voting Rights | | | | | Total as a % of voting rights | No. (a) | As a % of total Shares held(b) | No. (a) | | As a % of total Shares held(b) |
| | | | | | | | | | Class eg: X | Class eg: y | Total | | | | | | | | |
| | (I) | (II) | (III) | (IV) | (V) | (VI) | (VII) = (IV)+(V)+(VI) | (VIII) As a % of (A+B+C2) | (IX) | | | (X) | (XI) = (VII)+(X) As a % of (A+B+C2) | (XII) | | (XIII) | | (XIV) | |
| 1 | Custodian/DR Holder | | 0 | 0 | 0 | 0 | 0 | 0.0000 | 0 | 0 | 0 | 0.0000 | 0 | 0.0000 | 0 | 0.0000 | 0 | 0.0000 | 0 |
| 2 | Employee Benefit Trust (under SEBI (Share based Employee Benefit) Regulations, 2014) | | 0 | 0 | 0 | 0 | 0 | 0.0000 | 0 | 0 | 0 | 0.0000 | 0 | 0.0000 | 0 | 0.0000 | 0 | 0.0000 | 0 |
| | Total Non-Promoter- Non Public Shareholding (C)= [C](1)+[C](2) | | 0 | 0 | 0 | 0 | 0 | 0.0000 | 0 | 0 | 0 | 0.0000 | 0 | 0.0000 | 0 | 0.0000 | 0 | 0.0000 | 0 |

Note:

(1) PAN would not be displayed on website of Stock Exchange(s).

(2) The above format needs to disclose name of all holders holding more than 1% of total number of shares

(3) W.r.t. the information pertaining to Depository Receipts, the same may be disclosed in the respective columns to the extent information available

For TD POWER SYSTEMS LIMITED

N. Srivatsa
N. Srivatsa
Company Secretary

