

TD Power Systems Limited

October 9, 2013

The Department of Corporate Services
The Bombay Stock Exchange Limited
P J Towers
Dalal Street
Mumbai- 400001

Dear Sirs,


Sub: Share holding pattern

In terms of Clause 35 of the Listing Agreement, we enclose the Shareholding Pattern for the quarter ended September 30, 2013.

Thank you,

Yours faithfully,
For TD POWER SYSTEMS LIMITED


N. Sriyatsa
Company Secretary



REGD. OFFICE / WORKS, UNIT - I : # 27, 28 & 29, KIADB INDL. AREA, DABASPET, NELAMANGALA TALUK, BANGALORE - 562 111, INDIA.
TEL.: + (91) (80) 22995700 / 66337700, FAX : + (91) (80) 77-34439 / 22995718, WEBSITE : www.tdps.co.in
UNIT - II : SY. NO. 59/2, YEDEHALLI VILLAGE, DABASPET, NELAMANGALA TALUK, BANGALORE - 562 111, INDIA. TEL.: + (91) (80) 22635500.
CITY OFFICE : "RMJ MANDOTH TOWERS", NO. 37, 7TH CROSS, VASANTHAGAR, BANGALORE - 560 052, INDIA.
TEL. : +(91) (80) 22017800, FAX : +(91) (80) 22017850 / 851
JAPAN OFFICE ADDRESS : TOHWA BUILDING, 4TH FLOOR, 3-3, KITASHINAGAWA, 3-CHOME, SHINAGAWA-KU, TOKYO - 1400001, JAPAN.
TEL NO. : 0081-3-5783-5380, FAX NO. : 0081-3-5783-5381

Page No 1/11

(I) (a) Statement showing Shareholding Pattern

Name of the Company: TD POWER SYSTEMS LIMITED

Scrip Code, Name of the scrip, class of security:


BSE- 533553, NSE- TDPOWERSYS; Equity


Quarter ended: 30.09.2013

Partly paid-up shares:-	No. of partly paid-up shares	As a % of total no. of partly paid-up shares	As a % of total no. of shares of the company
Held by Promoter / Promoter Group	0	0.0000	0.0000
Held by public	0	0.0000	0.0000
Total	0	0.0000	0.0000
Outstanding convertible securities:-	No. of outstanding securities	As a % of total No. of outstanding convertible securities	As a % of total no. of shares of the company, assuming full conversion of the convertible securities
Held by Promoter / Promoter Group	0	0.0000	0.0000
Held by public	0	0.0000	0.0000
Total	0	0.0000	0.0000
Warrants:-	No. of warrants	As a % of total no. of warrants	As a % of total no. of shares of the company, assuming full conversion of warrants
Held by Promoter / Promoter Group	0	0.0000	0.0000
Held by public	0	0.0000	0.0000
Total	0	0.0000	0.0000

Total paid-up capital of the company assuming full conversion of warrants and convertible securities


For TD POWER SYSTEMS LIMITED


N. Srivatsa
Company Secretary




Name of the Company: TD POWER SYSTEMS LIMITED

(I) (a)		Statement showing Shareholding Pattern as on 30.09.2013		Class of security: Equity				
Scrip Code, Name of the scrip,		BSE: 533553, NSE: TDPOWERSYS		CDSL DATA: 30.09.2013				
Quarter ended: 30.09.2013		NSDL DATA: 30.09.2013		NSDL DATA: 30.09.2013				
Category Code	Category of shareholder	Number of shareholders	Total number of shares	Number of shares held in dematerialised form	percentage of total number of shares			
					As a percentage of (A+B) (VI)	As a percentage of (A+B+C) (VII)	Number of shares (VIII)	As a percentage (IX) = (VIII)/(IV)*100
(II)		(III)	(IV)	(V)	(VI)	(VII)	(VIII)	(IX)
(A)	Promoter and Promoter Group							
1	Indian -Promoter							
(a)	Individuals	2	6985524	6985524	21.0169	21.0169	0	0.0000
(b)	Central Government/State Government(s)	0	0	0	0.0000	0.0000	0	0.0000
(c)	Bodies Corporate	1	6026433	6026433	18.1314	18.1314	0	0.0000
(d)	Financial Institutions / Banks	0	0	0	0.0000	0.0000	0	0.0000
(e)	Any Other (specify)							
	Indian -Promoter Group							
i	Chartered Capital & Investment Ltd	1	1134252	1134252	3.4126	3.4126	0	0.0000
ii	Sofia Mohib Khericha	1	2084100	2084100	6.2703	6.2703	0	0.0000
iii	Foziyah Akil Contactor	1	163823	163823	0.4929	0.4929	0	0.0000
	Sub Total (A)(1)	6	16394132	16394132	49.3241	49.3241	0	0.0000
2	Foreign							
(a)	Individuals (Foreign Individuals)	1	4235254	4235254	12.7424	12.7424	0	0.0000
(b)	Bodies Corporate	0	0	0	0.0000	0.0000	0	0.0000
(c)	Institutions	0	0	0	0.0000	0.0000	0	0.0000
(d)	Qualified Foreign Investors	0	0	0	0.0000	0.0000	0	0.0000
(e)	Any Other (specify)	0	0	0	0.0000	0.0000	0	0.0000
	Sub Total (A)(2)	1	4235254	4235254	12.7424	12.7424	0	0.0000
	Total Shareholding of Promoter and Promoter Group (A)=(A)(1)+(A)(2)	7	20629386	20629386	62.0664	62.0664	0	0.0000
(B)	Public shareholding							
1	Institutions							
(a)	Mutual Funds	8	1552672	1552672	4.6714	4.6714	0	0.0000
(b)	Financial Institutions / Banks	0	0	0	0.0000	0.0000	0	0.0000
(c)	Central Government/State Government(s)	0	0	0	0.0000	0.0000	0	0.0000
(d)	Venture Capital Funds	0	0	0	0.0000	0.0000	0	0.0000



(e)	Insurance Companies	0	0	0	0	0.0000	-	-
(f)	Foreign Institutional Investors	14	6708853	6708853	6708853	20.1845	20.1845	-
(g)	Foreign Venture Capital Investors	0	0	0	0	0.0000	0.0000	-
(h)	Qualified Foreign Investors	0	0	0	0	0.0000	0.0000	-
(i)	Any Other (specify)	0	0	0	0	0.0000	0.0000	-
	Sub Total (B) (1)	22	8261525	8261525	8261525	24.8560	24.8560	-
2	Non-institutions							
(a)	Bodies Corporate	62	1758785	1758785	1758785	5.2916	5.2916	-
(b) (i)	Individuals - shareholders holding nominal share capital up to Rs 1 Lakh	971	229908	229906	229906	0.6917	0.6917	-
(ii)	Individual shareholders holding nominal share capital in excess of Rs. 1 Lakh	24	881541	736041	736041	2.6522	2.6522	-
(c)	Qualified Foreign Investors	0	0	0	0	0.0000	0.0000	-
(d)	Any Other							
i	Non Resident Indians (Repat)	24	22751	22751	22751	0.0684	0.0684	-
ii	Non Resident Indians (Non Repat)	7	635	635	635	0.0019	0.0019	-
iii	FOREIGN NATIONALS	3	556656	556656	556656	1.6748	1.6748	-
iv	Clearing Member	22	20131	20131	20131	0.0606	0.0606	-
v	FOREIGN COMPANIES	1	876270	0	0	2.6364	2.6364	-
vi	TRUSTS	0	0	0	0	0.0000	0.0000	-
	Sub Total (B)(2)	1114	4346677	3324905	3324905	13.0776	13.0776	-
	Total Public Shareholding Public Group (B)=(1)+(B)(2)	1136	12608202	11586430	11586430	37.9336	37.9336	NA
	Total (A)+(B)	1143	33237588	32215816	32215816	100.0000	100.0000	-
(C)	Shares held by custodians and against which Depository Receipts have been issued							
i	Promoter and Promoter group	0	0	0	0	0.0000	0.0000	0.0000
ii	Public	0	0	0	0	0.0000	0.0000	0.0000
	Sub Total (C)	0	0	0	0	0	0	0
	GRAND TOTAL (A)+(B)+(C)	1143	33237588	32215816	32215816	100.0000	100.0000	0.0000



For TD POWER SYSTEMS LIMITED

N. Sriyatsa
N. Sriyatsa
Company Secretary


TD POWER SYSTEMS LIMITED


Reg. Office: # 27, 28 & 29 KIADB Industrial Area, Dabaspeta, Nelamangala Taluk, Bangalore - 562 111

City Office: "RMJ Mandoth Towers", # 37, 7th Cross, Vasanthnagar, Bangalore - 560 052

Notes

For TD POWER SYSTEMS LIMITED


N. Sivatsa
Company Secretary



TD POWER SYSTEMS LIMITED

CDSL DATA: 30.09.2013

NSDL DATA: 30.09.2013


Statement showing holding of securities (including shares, warrants, convertible securities) of persons belonging to the category "Promoter and Promoter Group"

Sr. No.	Name of the shareholder	Details of Shares held		Encumbered shares		Details of warrants		Details of convertible securities		Total shares (including shares assuming full conversion of warrants and convertible securities) as a % of diluted share capital	
		Number of shares held	As a % of grand total (A)+(B)+(C)	No.	As a percentage (VI)=(V)/(II)*100	As a % of grand total (A)+(B)+(C) of sub-clause (I)(a)	Number of warrants held	As a % total number of warrants of the same class	Number of convertible securities held		As a % total number of convertible securities of the same class
(I)	(II)	(III)	(IV)	(V)	(VI)=(V)/(II)*100	(VII)	(VIII)	(IX)	(X)	(XI)	(XII)
1	SAPHIRE FINMAN SERVICES PRIVATE LIMITED*	6026433	18.1314	0	0	0	0	0	0	0	0
2	NIKHIL KUMAR	5138664	15.4604	0	0	0	0	0	0	0	0
3	HITOSHI MATSUO	4235254	12.7424	0	0	0	0	0	0	0	0
4	SOFIA MOHIB KHERICHA	2084100	6.2703	0	0	0	0	0	0	0	0
5	MOHIB N. KHERICHA*	1846860	5.5565	0	0	0	0	0	0	0	0
6	CHARTERED CAPITAL & INVESTMENT LTD.	1134252	3.4126	0	0.00	0.00	0	0	0	0	0
7	FOZIYAH AKIL CONTACTOR	163823	0.4929	0	0.00	0.00	0	0	0	0	0
	TOTAL	20629386	62.0664	0	0.0000	0.0000	0	0	0	0	0

Note * Held in two demat accounts. However considered as one shareholder.

For TD POWER SYSTEMS LIMITED

N. Srivatsa
N. Srivatsa
Company Secretary



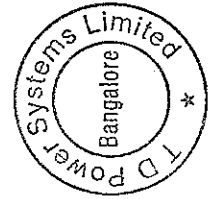
TD POWER SYSTEMS LIMITED

CDSL DATA: 30.09.2013

NSDL DATA: 30.09.2013

Statement showing holding of securities (including shares, warrants, convertible securities) of persons belonging to the category "Public" and holding more than 1% of the total number of shares

Sr. No.	Name of the shareholder	Number of shares held	Shares as a percentage of total number of shares (i.e., Grand Total (A)+(B)+(C) indicated in Statement at para (f)(a) above)	Details of warrants		Details of convertible securities		Total shares (including underlying shares assuming full conversion of warrants and convertible securities) as a % of diluted share capital
				Number of warrants held	As a % total number of warrants of the same class	Number of convertible securities held	% w.r.t total number of convertible securities of the same class	
1	IRONWOOD INVESTMENT HOLDINGS	1338794	4.03	0.00	0.00	0.00	0.00	0.00
2	INDIA VALUE FUND IV	1218971	3.67	0.00	0.00	0.00	0.00	0.00
3	SMALLCAP WORLD FUND, INC	1209982	3.64	0.00	0.00	0.00	0.00	0.00
4	IDFC PREMIER EQUITY FUND	919837	2.77	0.00	0.00	0.00	0.00	0.00
5	TOYO DENKI SEIZO KK	876270	2.42	0.00	0.00	0.00	0.00	0.00
6	BARING INDIA PRIVATE EQUITY FUND III LISTED INVESTMENTS LIMITED	805778	2.42	0.00	0.00	0.00	0.00	0.00
7	RELANCE CAPITAL TRUSTEE CO LTD- RELIANCE EQUITY LINKED SAVING FUND-SERIES-1	632555	1.90	0.00	0.00	0.00	0.00	0.00
8	ONTARIO TEACHERS' PENSION PLAN BOARD MANAGED BY AROHI ASSET MANAGEMENT PTE LTD-NP9Q	605268	1.82	0.00	0.00	0.00	0.00	0.00
9	BEA VER INVESTMENT HOLDINGS	554076	1.67	0.00	0.00	0.00	0.00	0.00
10	AROHI ASSET MANAGEMENT PTE LTD. A/C AROHI EMERGING ASIA MASTER FUND	529227	1.59	0.00	0.00	0.00	0.00	0.00
11	CITIGROUP GLOBAL MARKETS MAURITIUS PRIVATE LIMITED	478204	1.44	0.00	0.00	0.00	0.00	0.00
12	KOTAK MAHINDRA (INTERNATIONAL) LIMITED	478204	1.44	0.00	0.00	0.00	0.00	0.00
13	CATAMARAN MANAGEMENT SERVICES PRIVATE LIMITED	406916	1.22	0.00	0.00	0.00	0.00	0.00
14	AMERICAN FUNDS INSURANCE SERIES GLOBAL SMALL CAPITALIZATION FUND	343200	1.03	0.00	0.00	0.00	0.00	0.00
	TOTAL	10397282	31.07	NA	NA	NA	NA	NA



For TD POWER SYSTEMS LIMITED

(Signature)
N. Srivatsa
Company Secretary

TD POWER SYSTEMS LIMITED									
CDSL DATA: 30.09.2013		NSDL DATA: 30.09.2013							
Statement showing holding of securities (including shares, warrants, convertible securities) of persons (together with PAC) belonging to the category "Public" and holding more than 5% of the total number of shares of the company									
Sr. No.	Name(s) of the shareholder(s) and the Persons Acting in Concert (PAC) with them	Number of shares	Shares as a percentage of total number of shares [i.e., Grand Total (A)+(B)+(C) indicated in Statement at para (I)(a) above]	Details of warrants		Details of convertible securities		Total shares (including underlying shares assuming full conversion of warrants and convertible securities) as a % of diluted share capital	
				Number of warrants	As a % total number of warrants of the same class	Number of convertible securities held	% w.r.t total number of convertible securities of the same class		
NIL	NIL	NIL	NIL	NIL	NIL	NIL	NIL	NIL	NIL
NIL	NIL	NIL	NIL	NIL	NIL	NIL	NIL	NIL	NIL
NIL	NIL	NIL	NIL	NIL	NIL	NIL	NIL	NIL	NIL
NIL	NIL	NIL	NIL	NIL	NIL	NIL	NIL	NIL	NIL
NIL	NIL	NIL	NIL	NIL	NIL	NIL	NIL	NIL	NIL
NIL	NIL	NIL	NIL	NIL	NIL	NIL	NIL	NIL	NIL
TOTAL		0	0.0000						

For TD POWER SYSTEMS LIMITED



N. Srivatsa

Company Secretary

TD POWER SYSTEMS LIMITED

CDSL DATA: 30.09.2013

NSDL DATA: 30.09.2013

(1)(d) Statement showing details of locked-in shares


Sr. No.	Name of the shareholder	Number of Locked in Shares	Locked-in shares as a percentage of total number of shares [i.e., Grand Total (A)+(B)+(C) indicated in Statement at para (1)(a) above]
1	HITOSHI MATSUO	1661990	5.00
2	MOHIB N. KHERJCHA	910500	2.74
3	NIKHIL KUMAR	1661990	5.00
4	SAPHIRE FINMAN SERVICES PRIVATE LIMITED	2413040	7.26
	TOTAL	6647520	20.00

For TD POWER SYSTEMS LIMITED

N. Sivatsa

N. Sivatsa

Company Secretary



TD POWER SYSTEMS LIMITED


CDSL DATA: 30.09.2013

NSDL DATA: 30.09.2013

(II)(a) Statement showing details of Depository Receipts (DRs)

Sr. No.	Type of outstanding DR (ADRs, GDRs, SDRs, etc.)	Number of outstanding DRs	Number of shares underlying outstanding DRs	Shares underlying outstanding DRs as a percentage of total number of shares {i.e., Grand Total (A)+(B)+(C) indicated in Statement at para (I)(a) above}
	NIL	NIL	NIL	NIL
	NIL	NIL	NIL	NIL
	NIL	NIL	NIL	NIL
	NIL	NIL	NIL	NIL
	NIL	NIL	NIL	NIL
	NIL	NIL	NIL	NIL
	NIL	NIL	NIL	NIL
	TOTAL	NIL	NIL	NIL


For TD POWER SYSTEMS LIMITED


N. Shivatsa

Company Secretary

TD POWER SYSTEMS LIMITED						
CDSL DATA: 30.09.2013		NSDL DATA: 30.09.2013				
Statement showing holding of Depository Receipts (DRs), where underlying shares held by "Promoter/ Promoter Group" are in excess of 1% of the total number of shares						
(II) (b)						
Sr. No.	Name of the DR Holder	Type of outstanding DR (ADRs, GDRs, SDRs, etc.)	Number of shares underlying outstanding DRs	Shares underlying outstanding DRs as a percentage of total number of shares [i.e., Grand Total (A)+(B)+(C) indicated in Statement at para (I)(a) above]		
1	NIL	NIL	NIL	NIL		
2	NIL	NIL	NIL	NIL		
TOTAL			NIL	NIL		

For TD POWER SYSTEMS LIMITED


N. Shivatsa
Company Secretary