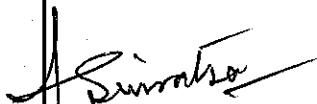



Introductory sub-table (I)(a)

Name of the Company:		TD POWER SYSTEMS LIMITED	
Scrip Code, Name of the scrip,		BSE- 533553;	NSE- TDPOWERSYS;
Class of security		Equity	
Quarter ended:		30.06.2014	
Partly paid-up shares:-	No. of partly paid-up shares	As a % of total no. of partly paid-up shares	As a % of total no. of shares of the company
Held by Promoter / Promoter Group	0	0.0000	0.0000
Held by public	0	0.0000	0.0000
Total	0	0.0000	0.0000
Outstanding convertible securities:-	No. of outstanding securities	As a % of total No. of outstanding convertible securities	As a % of total no. of shares of the company, assuming full conversion of the convertible securities
Held by Promoter / Promoter Group	0	0.0000	0.0000
Held by public	0	0.0000	0.0000
Total	0	0.0000	0.0000
Warrants:-	No. of warrants	As a % of total no. of warrants	As a % of total no. of shares of the company, assuming full conversion of warrants
Held by Promoter / Promoter Group	0	0.0000	0.0000
Held by public	0	0.0000	0.0000
Total	0	0.0000	0.0000
Total paid-up capital of the company assuming full conversion of warrants and convertible securities			

For TD POWER SYSTEMS LIMITED


N. Stivatsa
Company Secretary

Name of the Company: TD POWER SYSTEMS LIMITED

(I) (a) Statement showing Shareholding Pattern as on 30.06.2014
 Scrip Code, Name of the scrip **533553** NSE- TDPOWERSYS ; class of security: **Equity**


Quarter ended: **30.06.2014**
 NSDL DATA: **30.06.2014**

Category Code	Category of shareholder	Number of shareholders	Total number of shares	Number of shares held in dematerialised form	Total shareholding as a percentage of total number of shares			As a percentage encumbered
					(VI)	(VII)	(VIII)	
(I)	(II)	(III)	(IV)	(V)	(VI)	(VII)	(VIII)	(IX)
(A)	Promoter and Promoter Group							= (VIII)/(IV)*100
(A 1)	Indian							
(a)	Individuals/Hindu Undivided Family	2	6985524	6985524	21.02	21.02	0	0.00
(b)	Central Government/State Government(s)	0	0	0	0.00	0.00	0	0.00
(c)	Bodies Corporate	1	6026433	6026433	18.13	18.13	0	0.00
(d)	Financial Institutions / Banks	0	0	0	0.00	0.00	0	0.00
(e)	Any Other (specify)							
(e-i)	Chartered Capital & Investment Ltd.	1	1134252	1134252	3.41	3.41	0	0.00
(e-ii)	Sofia Mohib Khericha	1	2084100	2084100	6.27	6.27	0	0.00
(e-iii)	Fozlyha Akil Contractor	1	51823	51823	0.16	0.16	0	0.00
	Sub Total (A)(1)	6	16282132	16282132	48.99	48.99	0	0.00
(A 2)	Foreign							
(a)	Individuals (Non-Resident Individuals/Foreign Individuals)	1	4235254	4235254	12.74	12.74	0	0.00
(b)	Bodies Corporate	0	0	0	0.00	0.00	0	0.00
(c)	Institutions	0	0	0	0.00	0.00	0	0.00
(d)	Qualified Foreign Investors	0	0	0	0.00	0.00	0	0.00
(e)	Any Other (specify)	0	0	0	0.00	0.00	0	0.00
	Sub Total (A)(2)	1	4235254	4235254	12.74	12.74	0	0.00
	Total Shareholding of Promoter and Promoter Group (A)=(A)(1)+(A)(2)	7	20517386	20517386	61.73	61.73	0	0.00
(B)	Public shareholding							
(B 1)	Institutions							
(a)	Mutual Funds/UTI	7	2181163	2181163	6.56	6.56	-	-
(b)	Financial Institutions / Banks	0	0	0	0.00	0.00	-	-
(c)	Central Government/State Government(s)	0	0	0	0.00	0.00	-	-
(d)	Venture Capital Funds	0	0	0	0.00	0.00	-	-
(e)	Insurance Companies	0	0	0	0.00	0.00	-	-
(f)	Foreign Institutional Investors	14	6864985	6864985	20.65	20.65	-	-
(g)	Foreign Venture Capital Investors	0	0	0	0.00	0.00	-	-
(h)	Qualified Foreign Investors	0	0	0	0.00	0.00	-	-
(I)	Any Other (specify)	0	0	0	0.00	0.00	-	-
	Sub Total (B) (1)	21	9046148	9046148	27.22	27.22	-	-



(B 2)	Non-institutions								
(a)	Bodies Corporate	52	1754322	1754322	5.28	5.28	-	-	-
(b)	Individuals								
(b-i)	i. Individual shareholders holding nominal share capital up to Rs 1 lakh	939	211452	211450	0.64	0.64	-	-	-
(b-ii)	ii. Individual shareholders holding nominal share capital in excess of Rs. 1 lakh.	19	706743	561243	2.13	2.13	-	-	-
(c)	Qualified Foreign Investors	0	0	0	0.00	0.00	-	-	-
(d)	Any Other								
(d-i)	Non Resident Indians (Repat)	17	2329	2329	0.01	0.01	-	-	-
(d-ii)	Non Resident Indians (Non Repat)	6	408	408	0.00	0.00	-	-	-
(d-iii)	Foreign Nationals	0	0	0	0.00	0.00	-	-	-
(d-iv)	Clearing Member	28	122530	122530	0.37	0.37	-	-	-
(d-v)	Foreign Companies	1	876270	0	2.64	2.64	-	-	-
(d-vi)	TRUSTS	0	0	0	0.00	0.00	-	-	-
	Sub Total (B)(2)	1062	3674054	2652282	11.05	11.05	-	-	-
	Total Public Shareholding Public Group								
	(B)=(B)(1)+(B)(2)	1083	12720202	11698430	38.27	38.27	NA	NA	NA
	Total (A) + (B)	1090	33237588	32215816	100.00	100.00			
(C)	Shares held by custodians and against								
1	Promoter and Promoter group	0	0	0	0.00	0.00	0	0	0.00
2	Public	0	0	0	0.00	0.00	0	0	0.00
	Sub Total (C)	0	0	0	0.00	0.00	0	0	0.00
	GRAND TOTAL (A)+(B)+(C)	1090	33237588	32215816	100.00	100.00	0	0	0.00

For TD POWER SYSTEMS LIMITED



N. Srivatsa
N. Srivatsa
Company Secretary


TD POWER SYSTEMS LIMITED

Reg. Office: # 27, 28 & 29 KIADB Industrial Area, Dabaspet Nelamangala Taluk, Bangalore-562111

City Office: "RMJ Moandoth Towers", # 37, 7th Cross, Vasanthnagar, Bangalore - 560052

Sr.No	Notes
1	
2	
3	
4	
5	
6	
7	
8	

For TD POWER SYSTEMS LIMITED





N. Srivatsa
N. Srivatsa
Company Secretary

TD POWER SYSTEMS LIMITED														
CDSL DATA: 30.06.2014														
Statement showing holding of securities (including shares, warrants, convertible securities) of persons belonging to the category "Promoter and Promoter Group"														
Sr. No.	Name of the shareholder	Details of Shares held			Encumbered shares (*)			Details of warrants			Details of convertible securities			Total shares (including underlying full conversion of warrants and convertible securities) as a % of diluted share capital (XII)
		Number of shares held	As a % of grand total (A)+(B)+(C)	No. of shares	As a percentage (VI)=(V)/(III)*100	As a % of grand total (A)+(B)+(C) of sub-clause (I)(a)	Number of warrants held	As a % total number of warrants of the same class	Number of convertible securities held	As a % total number of convertible securities of the same	Number of convertible securities held	As a % total number of convertible securities of the same		
(I)	(II)	(III)	(IV)	(V)	(VI)=(V)/(III)*100	(VII)	(VIII)	(IX)	(X)	(XI)	(XII)			
1	Saphire Finman Services Private Limited	6026433	18.13	0	0.00	0.00	0	0	0	0	0			
2	Nikhil Kumar	5138564	15.46	0	0.00	0.00	0	0	0	0	0			
3	Hitoshi Matsuo	4235254	12.74	0	0.00	0.00	0	0	0	0	0			
4	Sofia Mohib Khericha	2084100	6.27	0	0.00	0.00	0	0	0	0	0			
5	Mohib N. Khericha	1846860	5.56	0	0.00	0.00	0	0	0	0	0			
6	Chartered Capital & Investment Limited	1134252	3.41	0	0.00	0.00	0	0	0	0	0			
7	Fozlyha Akil Contractor	51823	0.16	0	0.00	0.00	0	0	0	0	0			
	Total	20517386	61.73	0	0.00	0.00	0	0	0	0	0			

(*) The term "encumbrance" has the same meaning as assigned to it in regulation 28(3) of the SAST Regulations, 2011

For TD POWER SYSTEMS LIMITED

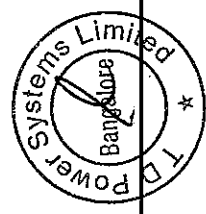

N. Srivatsa
Company Secretary



TD POWER SYSTEMS LIMITED									
NSDL DATA: 30.06.2014									
Statement showing holding of securities (including shares, warrants, convertible securities) of persons belonging to the category "Public" and holding more than 1% of the total number of shares									
(I)(c)(i) Sr. No.	Name of the shareholder	Number of shares held	Shares as a percentage of total number of shares (i.e., Grand Total (A)+(B)+(C) indicated in Statement at para (I)(a))	Details of warrants		Details of convertible securities		Total shares (including underlying shares assuming full conversion of warrants and convertible securities) as a % of diluted share capital	
				Number of warrants held	As a % total number of warrants of the same class	Number of convertible securities held	% w.r.t total number of convertible securities of the same class		
1	Ironwood Investment Holdings	1338794	4.03	0.00	0.00	0.00	0.00	0.00	
2	India Value Fund IV	1218971	3.67	0.00	0.00	0.00	0.00	0.00	
3	Smallcap World Fund, Inc	1209982	3.64	0.00	0.00	0.00	0.00	0.00	
4	IDFC Premier Equity Fund	1111825	3.35	0.00	0.00	0.00	0.00	0.00	
5	Toyo Denki Seizo KK	876270	2.64	0.00	0.00	0.00	0.00	0.00	
6	Baring India Private Equity Fund III Listed Investments Limited	805778	2.42	0.00	0.00	0.00	0.00	0.00	
7	Ontario Teachers' Pension Plan Board Managed By Arohi Asset Management Pte Ltd-NP90	716225	2.15	0.00	0.00	0.00	0.00	0.00	
8	Beaver Investment Holdings	554076	1.67	0.00	0.00	0.00	0.00	0.00	
9	L and T Mid Cap Fund	537994	1.62	0.00	0.00	0.00	0.00	0.00	
10	Reliance Capital Trustee Co Ltd-Reliance Equity Linked Saving Fund-Series-I	531126	1.60	0.00	0.00	0.00	0.00	0.00	
11	Arohi Asset Management Pte Ltd. A/c Arohi Emerging Asia Master Fund	529227	1.59	0.00	0.00	0.00	0.00	0.00	
12	Citigroup Global Markets Mauritius Private Limited	478204	1.44	0.00	0.00	0.00	0.00	0.00	
13	Kotak Mahindra (International) Limited	478204	1.44	0.00	0.00	0.00	0.00	0.00	
14	Catamaran Management Services Private Limited	406916	1.22	0.00	0.00	0.00	0.00	0.00	
15	American Funds Insurance Series Global Small Capitalization Fund	343200	1.03	0.00	0.00	0.00	0.00	0.00	
Total		11136792	33.51	0.00	0.00	0.00	0.00	0.00	

For TD POWER SYSTEMS LIMITED

N. Srivatsa
N. Srivatsa
Company Secretary



TD POWER SYSTEMS LIMITED

CDSL DATA: 30.06.2014

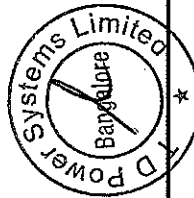
NSDL DATA: 30.06.2014

Statement showing holding of securities (including shares, warrants, convertible securities) of persons (together with PAC) belonging to the category "Public" and holding more than 5% of the total number of shares of the company

Sr. No.	Name(s) of the shareholder(s) and the Persons Acting in Concert (PAC) with them	Number of shares	Shares as a percentage of total number of shares (i.e., Grand Total (A)+(B)+(C) indicated in Statement at para (I)(a) above)	Details of warrants		Details of convertible securities		Total shares (including underlying shares assuming full conversion of warrants and convertible securities) as a % of share capital
				Number of warrants	As a % total number of warrants of the same class	Number of convertible securities held	% w.r.t total number of convertible securities of the same class	
1	Nil	Nil	Nil	Nil	Nil	Nil	Nil	Nil
2	Nil	Nil	Nil	Nil	Nil	Nil	Nil	Nil
Total				0	0.00	0	0.00	0

For TD POWER SYSTEMS LIMITED

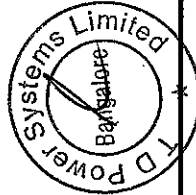
N. Srivatsa
 N. Srivatsa
 Company Secretary



TD POWER SYSTEMS LIMITED					
NSDL DATA: 30.06.2014			CDSL DATA: 30.06.2014		
(I)(d) Statement showing details of locked-in shares					
Sr. No.	Name of the shareholder	Number of Locked in Shares	Locked-in shares as a percentage of total number of shares {i.e., Grand Total (A)+(B)+(C) indicated in Statement at para (I)(a) above}	Promoter/Promoter Group/Public	
1	Hitoshi Matsuo	1661990	5.00	Promoter	
2	Mohib N. Khericha	910500	2.74	Promoter	
3	Nikhil Kumar	1661990	5.00	Promoter	
4	Saphire Finman Services Private Limited	2413040	7.26	Promoter	
	Total	6647520	20.00		

For TD POWER SYSTEMS LIMITED

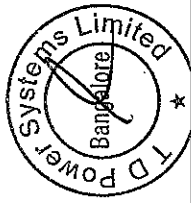
N. Srivatsa
N. Srivatsa
Company Secretary



TD POWER SYSTEMS LIMITED					
NSDL DATA: 30.06.2014		CDSL DATA: 30.06.2014			
(II)(a) Statement showing details of Depository Receipts (DRs)					
Sr. No.	Type of outstanding DR (ADRs, GDRs, SDRs, etc.)	Number of outstanding DRs	Number of shares underlying outstanding DRs	Shares underlying outstanding DRs as a percentage of total number of shares {i.e., Grand Total (A)+(B)+(C) indicated in Statement at para (I)(a) above}	
1	Nil	Nil	Nil	Nil	
2	Nil	Nil	Nil	Nil	
Total		Nil	Nil	Nil	

For TD POWER SYSTEMS LIMITED

N. Srivatsa
N. Srivatsa
Company Secretary



TD POWER SYSTEMS LIMITED					
NSDL DATA: 30.06.2014		CDSL DATA: 30.06.2014			
Statement showing holding of Depository Receipts (DRs), where underlying shares held by "Promoter/ Promoter Group" are in excess of 1% of the total number of shares					
Sr. No.	Name of the DR Holder	Type of outstanding DR (ADRs, GDRs, SDRs, etc.)	Number of shares underlying outstanding DRs	Shares underlying outstanding DRs as a percentage of total number of shares {i.e., Grand Total (A)+(B)+(C) indicated in Statement at para (I)(a) above}	
1	Nil	Nil	Nil	Nil	Nil
2	Nil	Nil	Nil	Nil	Nil
Total			Nil	Nil	Nil

For TD POWER SYSTEMS LIMITED

N. Srivatsa
N. Srivatsa
Company Secretary

